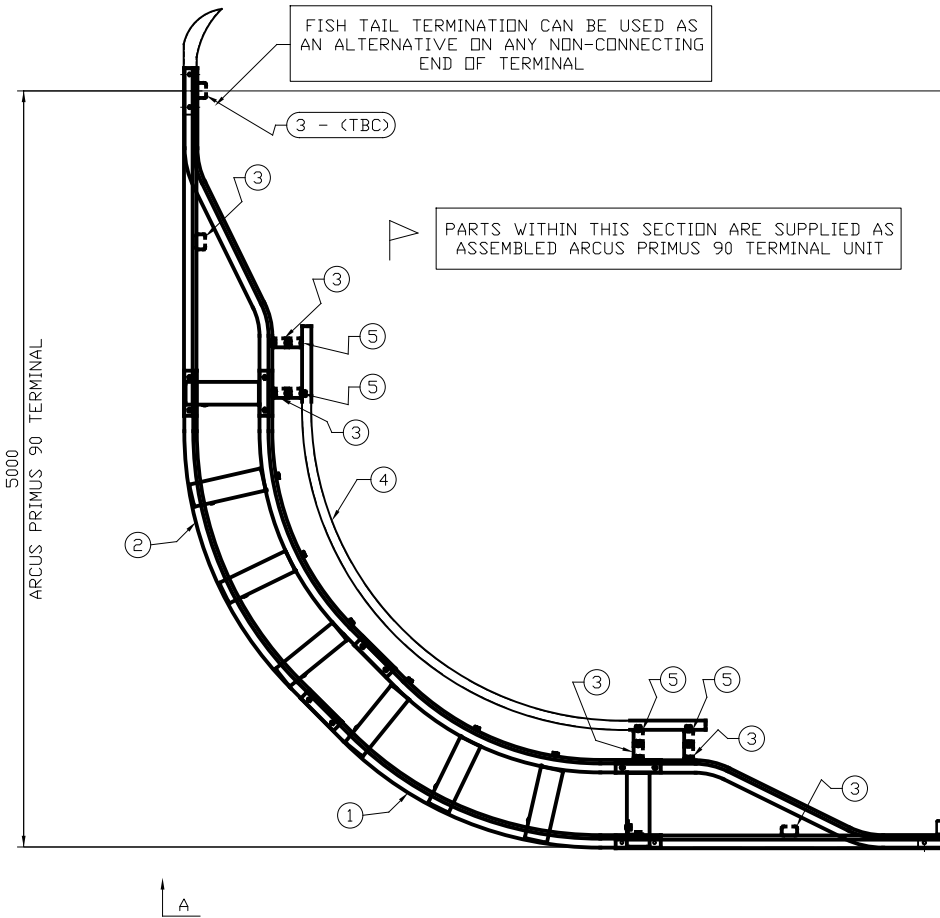


GENERAL NOTES:

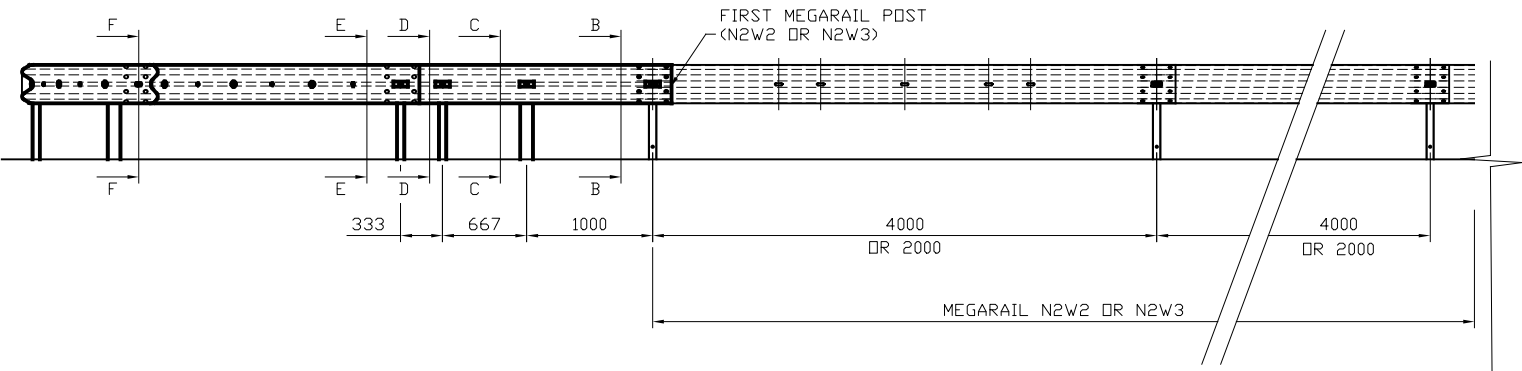
1. ALL DIMENSIONS IN MILLIMETRES UNLESS NOTED OTHERWISE.
2. FOR DETAILS REGARDING N2W2 & N2W3 MEGARAIL SYSTEMS, PLEASE REFER TO MEGARAIL MANUAL
3. FOR FURTHER DETAILS REGARDING ARCUS PRIMUS 90 TERMINAL, PLEASE VIEW THE SAFEROAD PORTAL.
4. TERMINAL CAN BE INSTALLED WITH CONNECTIONS FROM MEGARAIL N2W2/N2W3 SYSTEMS
5. FISH TAIL TERMINATION CAN BE USED AS AN ALTERNATIVE TO ANY NON-CONNECTING END OF TERMINAL
6. ARCUS PRIMUS 90 TERMINAL IS SUPPLIED AS ONE COMPLETE UNIT (INCLUSIVE OF PARTS DETAILED WITHIN SQUARED AREA ON PLAN VIEW).

FIXING SCHEDULE FOR COMPLETE TERMINAL		
DESCRIPTION	PART No.	QUANTITY
M10x115x40x5 WASHER PLATE	SR152	(2)
M16x27 PANHEAD BOLT - 4.6	SR200	16
M16x45 PANHEAD BOLT - 4.6	SR106	12
M16x45 PANHEAD BOLT - 8.8	SR201	12
M16 WASHER	SR300	28
M16x400 WASHER	SR272	24
M10x45 HEX HEAD BOLT - 8.8	SR124	(2)
M10 WASHER	SR301	(2)

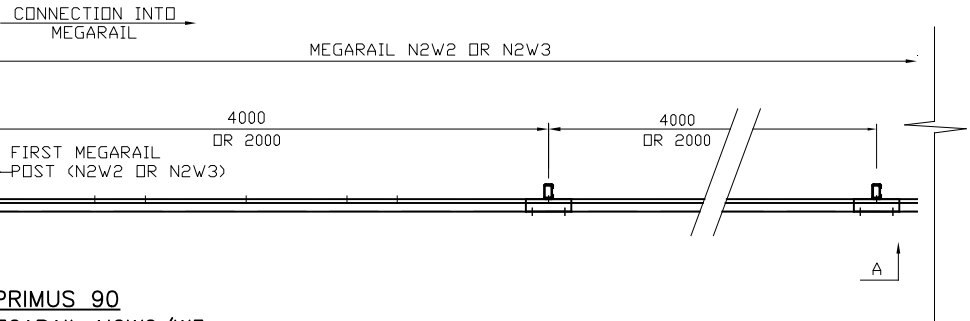
COMPONENT SCHEDULE FOR COMPLETE TERMINAL			
ITEM No.	DESCRIPTION	WEIGHT (KG)	QUANTITY
1	ARCUS PRIMUS CHASSIS SET 'A'	135.30	1
2	ARCUS PRIMUS CHASSIS SET 'B'	135.30	1
3	C100 POSTS VARYING LENGTHS (TERMINAL ONLY)	-	(6)
4	REINFORCEMENT BEAM (C125)	44.44	1
5	C100 SPACER	1.85	4



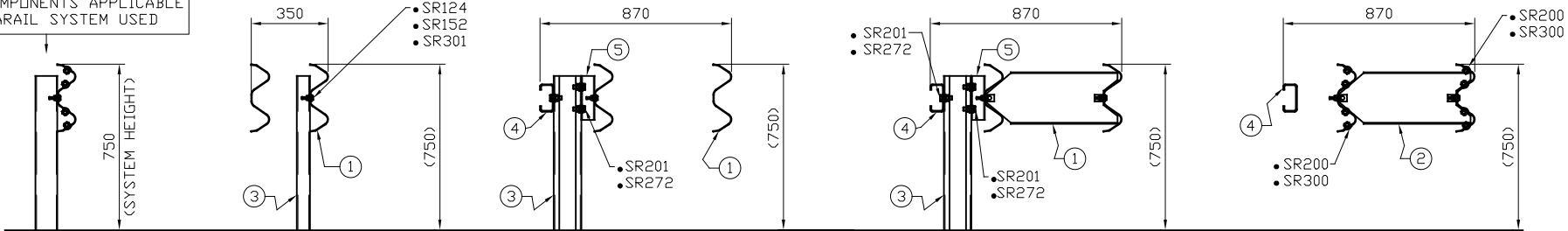
PLAN VIEW ON ARCUS PRIMUS 90
TERMINAL CONNECTION INTO MEGARAIL N2W2/W3
SCALE: 1:50



A-A
(ELEVATION ON TERMINAL)
SCALE: 1:60



FIXINGS/COMPONENTS APPLICABLE
TO MEGARAIL SYSTEM USED



B-B
SCALE: 1:30

C-C
SCALE: 1:30

D-D
SCALE: 1:30

E-E
SCALE: 1:30

F-F
SCALE: 1:30

ARCUS PRIMUS 90
TERMINAL P2A/Z1 A

ASSEMBLY DETAILS & CONNECTION TO
MEGARAIL N2W2/N2W3

SAFEROAD®

CONCORD HOUSE,
BESSEMER WAY, SCUNTHORPE,
NORTH LINCOLNSHIRE, DN15 8XE
T: 01724 289119
FOR TECHNICAL ASSISTANCE CONTACT
john.cudlipp@saferoad.co.uk

DRAWING NUMBER:

P90-GA-00

REVn:

00

00	12/06/23	DRAWING CREATED	H.B
REVn	DATE	DETAILS	INITIAL